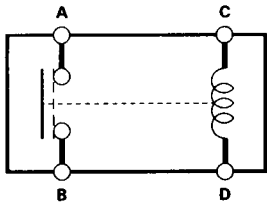


# Relay

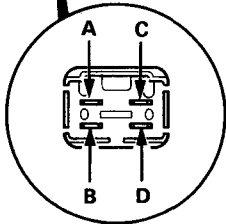
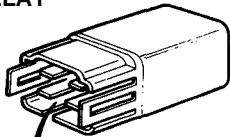
## Test

There should be continuity between the A and B terminals when power and ground are connected to the C and D terminals.  
There should be no continuity when power is disconnected.

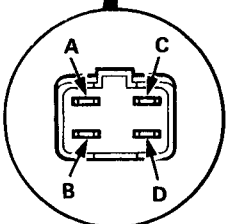
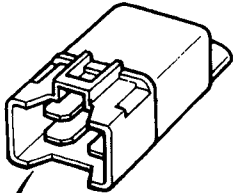
Terminal	A	B
Power (C-D)		
Connected	○	○
Disconnected		



- RADIATOR FAN RELAY
- CONDENSER FAN RELAY
- COMPRESSOR CLUTCH RELAY



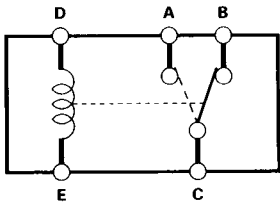
- BLOWER MOTOR RELAY
- BLOWER MOTOR HIGH RELAY



## Test

There should be continuity between the A and C terminals when power and ground are connected to the D and E terminals.  
There should be no continuity when power is disconnected.

Terminal	A	B	C
Power (D-E)			
Connected	○		○
Disconnected		○	○



### RADIATOR FAN MAIN RELAY

